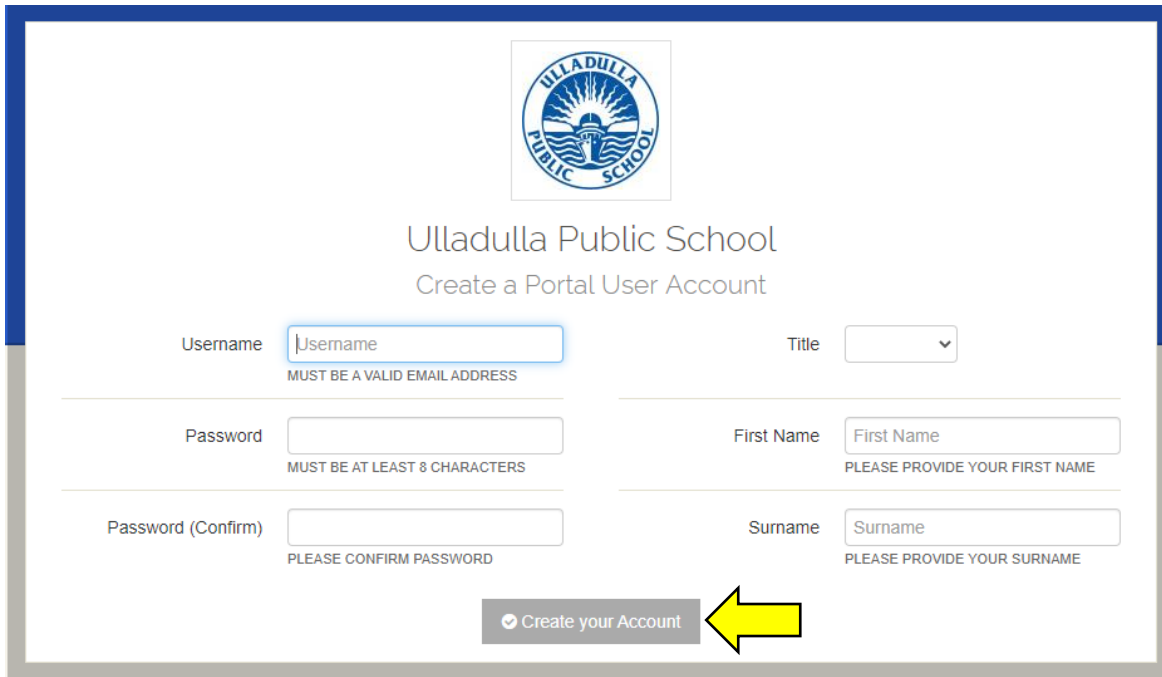


How to create a Parent Portal account

Before you start you must have received an access key for your child. Contact the school if you do not have one.

Step One

- Go to <https://ulladullaps.sentrall.com.au/portal/register>. Enter a valid email address, your name and a password then select Create your Account



Ulladulla Public School
Create a Portal User Account

Username
MUST BE A VALID EMAIL ADDRESS

Title

Password
MUST BE AT LEAST 8 CHARACTERS

First Name
PLEASE PROVIDE YOUR FIRST NAME

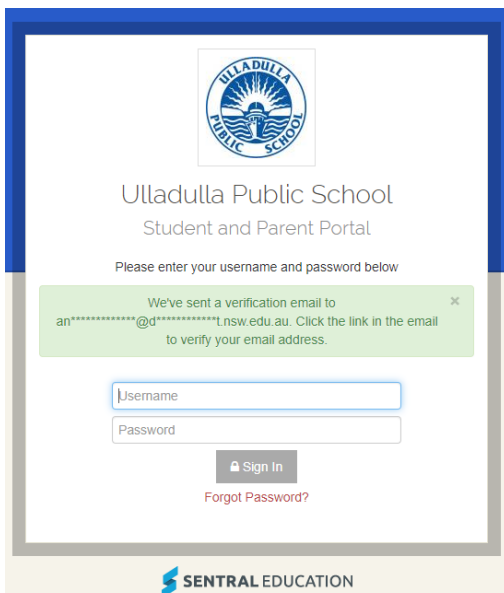
Password (Confirm)
PLEASE CONFIRM PASSWORD

Surname
PLEASE PROVIDE YOUR SURNAME

Create your Account

Step Two

- A verification email will be sent to your nominated address. Open the email and select Verify



Ulladulla Public School
Student and Parent Portal

Please enter your username and password below

We've sent a verification email to an*****@*****t.nsw.edu.au. Click the link in the email to verify your email address.

Username

Password

[Forgot Password?](#)

SENTRAL EDUCATION

Please verify your email address

Hello Ange,

Welcome to Sentral for Parents!

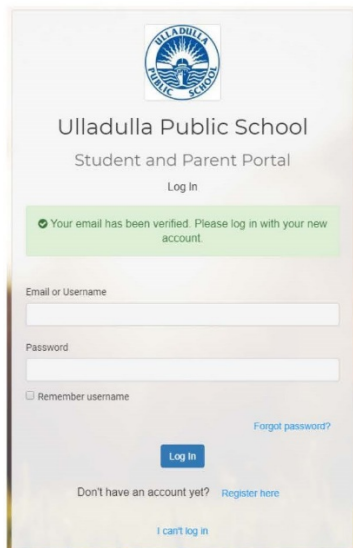
To complete your registration, please verify your email address by clicking the button below.

This link will expire in 24 hours. If you did not initiate this request, please ignore this email.

Regards,
Sentral

Step Three

- Now your account has been verified you can log in using your email address and password



Step Four

- Link a student to your account by entering the access key provided to you by the school the selecting Add Key

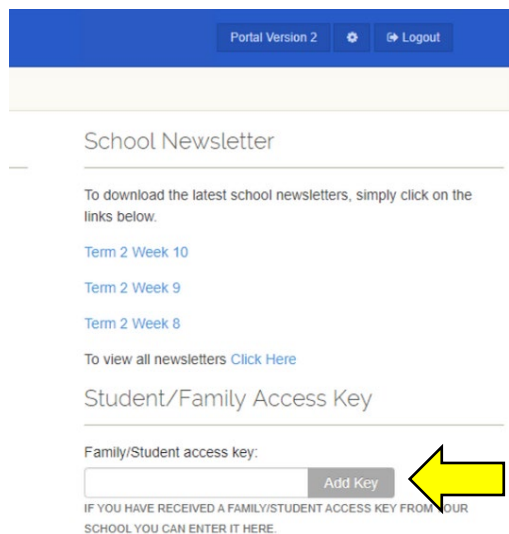
Welcome Ulladulla Public School Parent Portal



To get started, you will need to add a new Access Key to your Portal Account. The school should have provided this key to you. If you have not received a key, please contact the school directly.


Simply type the Access Key provided to you in the field below to add your first Access Key:

- You can add additional students from the home page



Step Five

- When you have successfully linked a child to your account their picture will appear on your home page. Select the child's image to open the dashboard.



Welcome - Select the student you'd like to view below

Each of your children that attend Ulladulla Public School will be shown below. Simply select which child you'd like to review by clicking on their photo. You can always toggle between each of your children by clicking on the student name located in the top right of your view.

